

# AUTUMN ACTIVITY PACK



**GRADES  
2-5**

**14 Ready-to-Print Activities**



# 14 FALL-THEMED ACTIVITIES

## COLOR BY NUMBER

1 = 

2 = 

3 = 

4 = 

5 = 

6 = 



14 activities include:

- color-by-number
- Sequencing
- Cryptogram
- 2 word searches
- this-or-thats
- making compound words
- word scramble
- fall A-Z
- scavenger hunt.

# READY TO PRINT

ZERO prep! Just print and go!

## AUTUMN WORDS



Can you find all 23 hidden autumn words? Write them below!



Scarecrow Apples Rain  
Cool Mushroom Vest  
Orange Pumpkin Hay  
Acorn Football Scarf  
Pie Jacket Chili  
Hay Squirrel Brown  
Fall Red Husk  
Wind Rake

## THIS OR THAT?

Which one do you prefer? Color your choices.



corn maze

OR



hayride



fireplace

OR



thick blanket



apple bobbing

OR



























cornhole

# EASY ASSEMBLY

## FALL CRYPTOGRAM

Use the secret code to write your name!

A	B	C	D	E	F
					
G	H	I	J	K	L
					
M	N	O	P	Q	R
					
S	T	U	V	W	X
					
Y	Z				
					



Write your name normally below.

Now, write your name in the secret code!



## FALL FLAVORS

Unscramble the fall flavors below.

nmoncain \_\_\_\_\_

increa \_\_\_\_\_

kpinupm \_\_\_\_\_

Extra space is included around the fold, so nothing gets cut off when the booklet is stapled.

tzehnaul \_\_\_\_\_

hccetlao \_\_\_\_\_

efetof \_\_\_\_\_



©MrsReederParks 2021

To assemble the booklet: Print all pages. Fold booklet down the middle and staple using a long-arm stapler.

# INCLUDES FIVE COVER OPTIONS



Varied covers give students choice and help them quickly identify their own booklet.

# GREAT FOR SUBS

## AUTUMN THINGS

Can you think of three fall things for each?

3 cozy things to wear:



- PJ
- hoodies
- Gym shorts

3 favorite fall scents and smells:

- Freshly cut wood
- oil/gasoline
- Freshly cut grass



3 things you might hear in fall:



- watch out a ruck
- it's autumn
- leaf pile dive

## COMPOUND WORDS

Combine two words from the list below to make six compound words. Write the words in the blanks.



<sup>6</sup>  
stack

<sup>5</sup>  
wind

<sup>3</sup>  
flower

<sup>2</sup>  
sun

<sup>4</sup>  
foot

<sup>2</sup>  
crow

<sup>5</sup>  
mill





<sup>6</sup>  
hay

sauce

<sup>4</sup>  
ball

apple

<sup>2</sup>  
scare









- 1     Apple Juice     
- 2      Scarecrow
- 3     Sunflower
- 4     Football
- 5     wind mill     
- 6     hay stack     

©TheTeacherParents 2024

Students love these activities! Some are easy, and others are more difficult. It's a great way to keep students engaged while you are away.

# THANKSGIVING ACTIVITY PACK

## COLOR BY NUMBER

- 1 =  red
- 2 =  yellow
- 3 =  light blue
- 4 =  blue
- 5 =  purple
- 6 =  orange
- 7 =  green
- 8 =  light green
- 9 =  pink



## SNACK MIX

Unscramble the Thanksgiving words.

myfiab family

lorl roll

cnape ipe pecan pie

eegnran ebs green beans

yrvag gravy

acdr eamgs card games

ugfertla grateful

aapred parade

lofoabtl football

ktyeur turkey

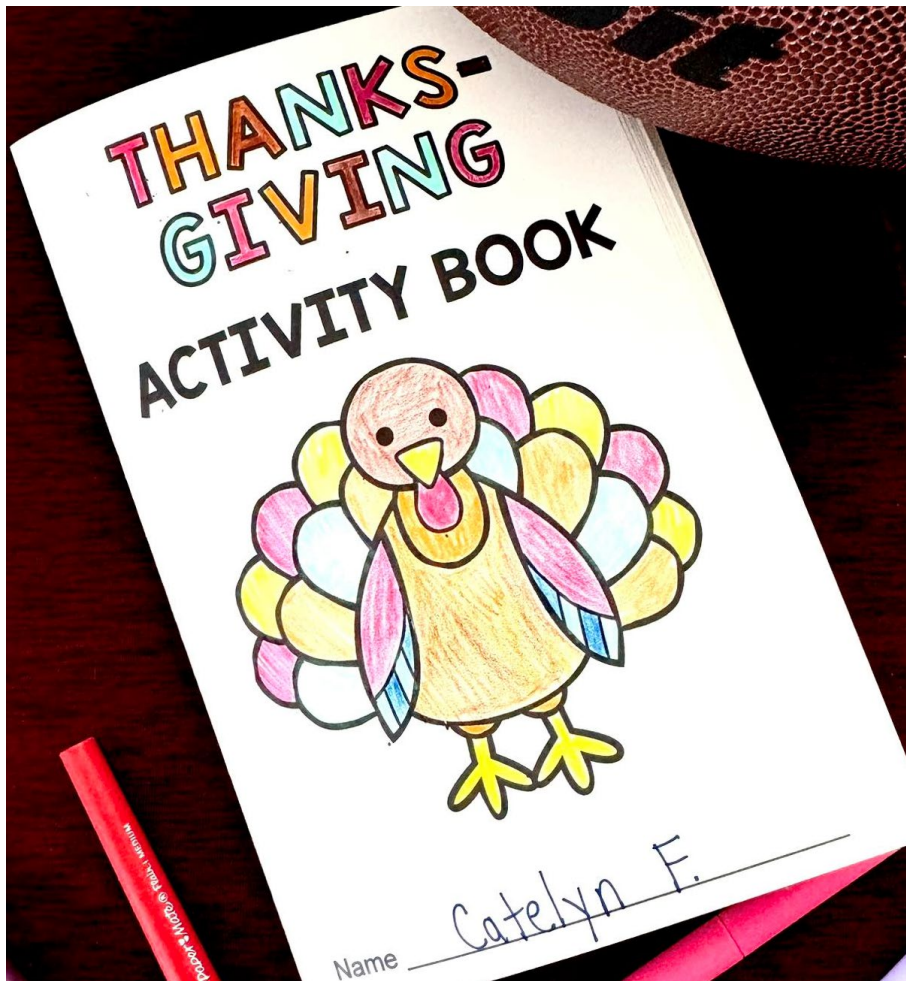


GRADES  
2-5

14 Ready-to-Print Activities



# 14 THANKSGIVING ACTIVITIES




14 activities include color-by-codes, a scavenger hunt, word scramble, “find a friend who” activity, sequencing, and more!

# READY TO PRINT

ZERO prep! Just print and go!

## THANKSGIVING WORDS



Can you find them all?



November  
game  
nap.

dinner  
thanks  
family  
table  
football  
hugs.  
cook

cornucopia  
together  
gratitude  
parade  
gather  
fall  
harvest

## I AM THANKFUL FOR...

Got more than three? Add them, too!

3 sports, hobbies, or games:

- ballet
- soccer
- ice skating



3 books or stories:



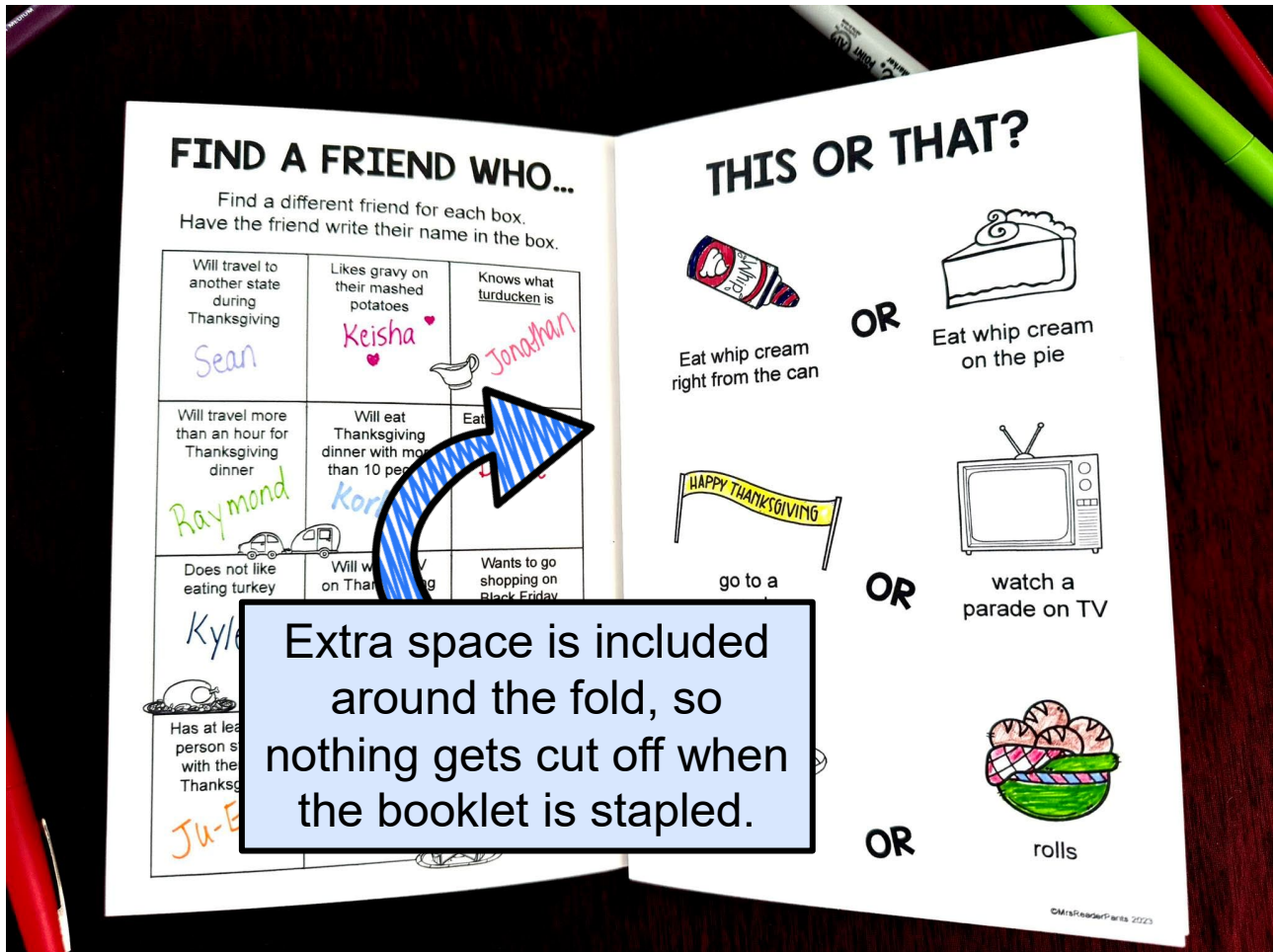
- The Bad Seed
- Hansel and Gretel
- Dust

3 animals (pets or any animals!)

- Maya
- Cisco
- Milly



# EASY ASSEMBLY



To assemble the booklet: Print all pages. Fold booklet down the middle and staple using a long-arm stapler.

# GREAT FOR SUBS

**THIS OR THAT?**









turkey **OR** ham

play cards **OR** play football

movie night **OR** Bingo night

**LET'S MAKE CORNBREAD!**

Put these steps for making cornbread in order.  
Write the numbers 1-8 in the gray boxes.  
The first step should be #1.

 Put ingredients in a bowl	 Cut cornbread into squares
 Pour batter into a baking pan	 Mix the batter
 Enjoy your cornbread!	 Gather ingredients
 Measure ingredients	 Bake in the oven

©MrsReaderParita 2023

Students love these activities! Some are easy, and others are more difficult. It's a great way to keep students engaged while you are away.

# ANSWER KEYS INCLUDED

## FIND A FRIEND WHO...

Find a different friend for each box.  
Have the friend write their name in the box.

Will travel to another state during Thanksgiving	Likes gravy on their mashed potatoes	Knows what turducken is
Will travel more than an hr Thanksgiving dinner	Will eat	Eats dessert first!
Does not like eating turkey	Will watch TV on Thanksgiving	Wants to go shopping on Black Friday
Has at least one person staying with them for Thanksgiving	Has a family member that work on Thanksgiving	

**ANSWERS  
WILL VARY**

## LET'S MAKE CORNBREAD!

Put these steps for making cornbread in order.  
Write the numbers 1-8 in the gray boxes.  
The first step should be #1.

<b>3</b> Put ingredients in a bowl	<b>7</b> Cut corn into squares
<b>5</b> Pour batter into a baking pan	
<b>8</b> Enjoy your cornbread!	

## THANKSGIVING A-Z

Can you think of one Thanksgiving word for each letter of the alphabet?

- |   |                        |   |                      |
|---|------------------------|---|----------------------|
| A | apple pie              | N | nuts, Nana, naps     |
| B | baking, beans, bacon   | O | onions, oven         |
| C | cornbread, cranberry   | P | pie, people          |
| D | dressing, dessert      | Q | quiche, quiet        |
| E | eggnog, eggs           | R | roasting pan         |
| F | fruit salad, fork      | S | sauce, silverware    |
| G | gravy, grandma         | T | turkey, Thanksgiving |
| H | home, hugs             | U | unite, uncles        |
| I | ice cream, indigestion | V | video games          |
| J | jelly, jam             | W | washing dishes       |
| K | kisses, kids           | X | Xmas music           |
| L | love, lemon pie        | Y | yams, youngsters     |
| M | mashed potatoes        | Z | ZZZs (napping)       |




## SNACK MIX

Unscramble the Thanksgiving words.

- |               |                    |
|---------------|--------------------|
| myfial        | <b>family</b>      |
| lorl          | <b>roll</b>        |
| cnape ipe     | <b>pecan pie</b>   |
| eeegn r anebs | <b>green beans</b> |
| yrvag         | <b>gravy</b>       |
| acdr eamgs    | <b>card games</b>  |
| ugfertia      | <b>grateful</b>    |
| aapred        | <b>parade</b>      |
| lofoabtl      | <b>football</b>    |
| ktyeur        | <b>turkey</b>      |



## THANKSGIVING WORDS



Can you find them all?

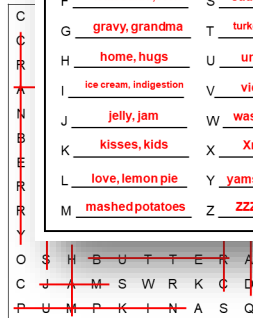


November game nap

dinner thanks family table football hugs cook

cornucopia together gratitude parade gather fall harvest

## THANKSGIVING FOODS




How many Thanksgiving foods can you find in the puzzle? Write them below!

jam bread gravy bean cream ham tofurkey

jelly cranberry corn eggnog fruit salad butter potatoes

turkey pumpkin apple cider onion pie roll

# INCLUDES FIVE COVER OPTIONS




Varied covers give students choice and help them quickly identify their own booklet.

# HOLIDAY

## ACTIVITY PACK

### HOLIDAY WORDS



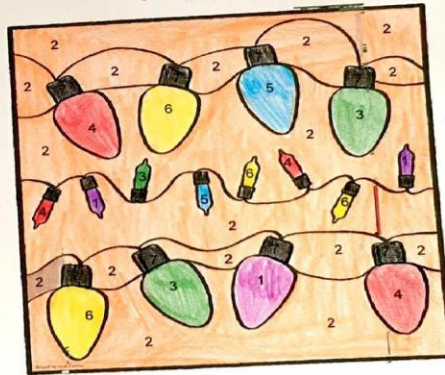
CAN YOU FIND ALL THE WORDS?

- |         |        |            |          |
|---------|--------|------------|----------|
| menorah | kinara | lights     | sleigh   |
| gift    | tree   | decoration | food     |
| bow     | wrap   | family     | carols   |
|         |        | Toys       | Pinata   |
|         |        | dreidel    | ornament |



### COLOR BY NUMBER

- |     |     |
|-----|-----|
| 1 = | 4 = |
| 2 = | 5 = |
| 3 = | 6 = |
| 7 = |     |



©MrsReaderPants 2022

### LIGHTS

Trace the light  
the lights and

### LIGHT

Create your own



GRADES  
1-4

12 Ready-to-Print Activities




# INCLUDES THREE DECEMBER HOLIDAYS



Hanukkah, Kwanzaa, and Christmas are all represented in the activities.

# 12 HOLIDAY-THEMED ACTIVITIES



Twelve activities include dot-to-dots, word scramble, patterns, mazes, word searches, a coloring page, color-by-number, and a color-by-letter.

# READY TO PRINT

ZERO prep! Just print and go!

**SEASONAL SCRAMBLE**

How many words can you make using just the letters in **MISTLETOE**?

toes	tomes
mist	lots
sleet	lost
let	mitts
steel	stem
meet	slot
list	notes
lost	slime

**LIGHT BULB PATTERNS**

Color the light bulb patterns. What comes next in each pattern?

R = red  
B = blue  
G = green  
Y = yellow

Row 1: B, R, B, R, ( )

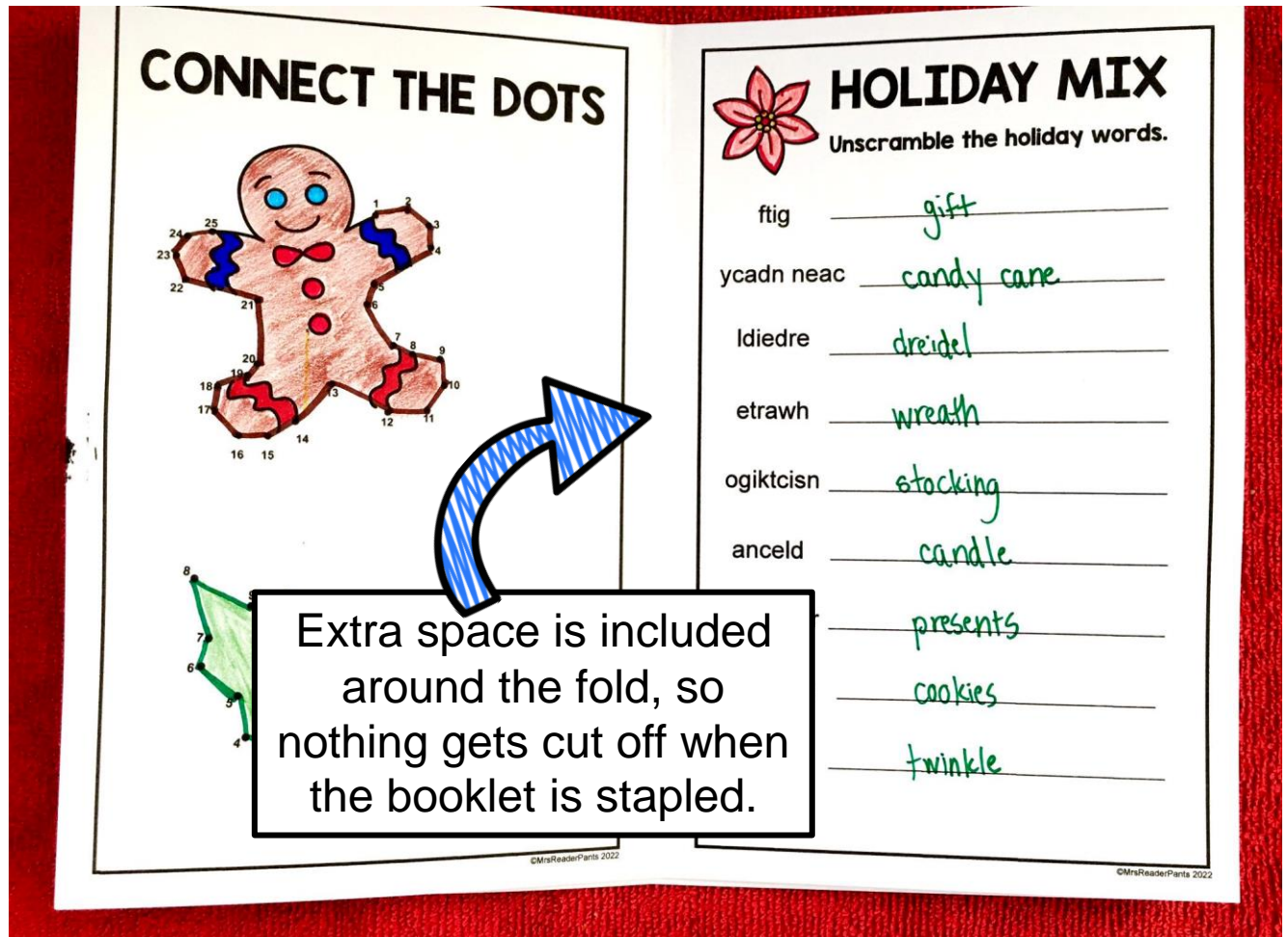
Row 2: Y, G, B, Y, G, ( )

Row 3: R, Y, Y, R, ( ), ( ), ( )

Row 4: G, R, G, B, G, R, ( ), ( )

©MrsReader/Paris 2022

# EASY ASSEMBLY



**CONNECT THE DOTS**

**HOLIDAY MIX**  
Unscramble the holiday words.

ftig \_\_\_\_\_ gift \_\_\_\_\_

ycadn neac \_\_\_\_\_ candy cane \_\_\_\_\_

ldiedre \_\_\_\_\_ dreidel \_\_\_\_\_

etrawh \_\_\_\_\_ wreath \_\_\_\_\_

ogiktcisn \_\_\_\_\_ stocking \_\_\_\_\_

anceld \_\_\_\_\_ candle \_\_\_\_\_

\_\_\_\_\_ presents \_\_\_\_\_

\_\_\_\_\_ cookies \_\_\_\_\_

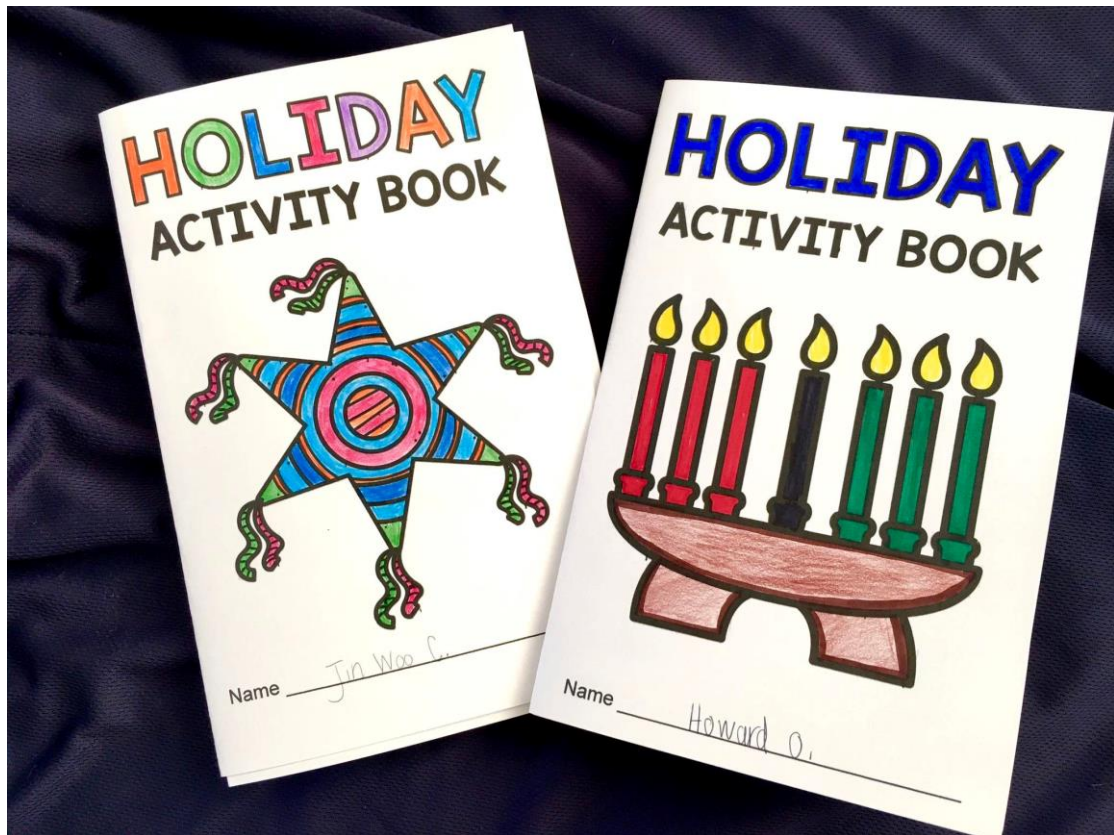
\_\_\_\_\_ twinkle \_\_\_\_\_

Extra space is included around the fold, so nothing gets cut off when the booklet is stapled.

©MrsReader/Parnts 2022

To assemble the booklet: Print all pages. Fold booklet down the middle and staple using a long-arm stapler.

# INCLUDES SIX COVER OPTIONS



Varied covers give students choice and help them quickly identify their own booklet.



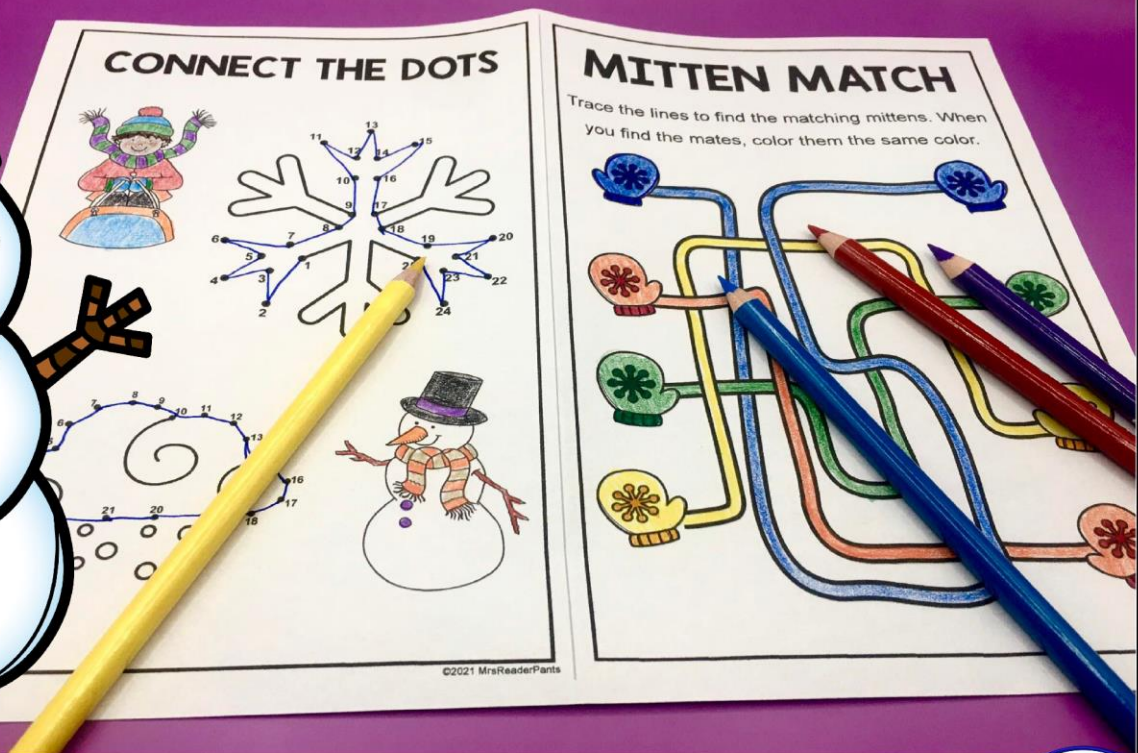
# GREAT FOR SUBS



Students love these activities! Some are easy, and others are more difficult.

It's a great way to keep students engaged while you are away.

# WINTER ACTIVITY PACK



GRADES  
1-4

12 Ready-to-Print Activities



# 12 WINTER-THEMED ACTIVITIES



Twelve activities include dot-to-dots, word scramble, mazes, simple sudoku puzzles, word searches, a coloring page, color-by-number, and a color-by-letter.

# READY TO PRINT

ZERO prep! Just print and go!

**WINTERY MIX**  
Unscramble the winter words.

trweni \_\_\_\_\_ winter \_\_\_\_\_

ctciie \_\_\_\_\_ icicle \_\_\_\_\_

reefze \_\_\_\_\_ freeze \_\_\_\_\_

khyoec \_\_\_\_\_ hockey \_\_\_\_\_

orfts \_\_\_\_\_ frost \_\_\_\_\_

benswoolim \_\_\_\_\_ snowmobile \_\_\_\_\_

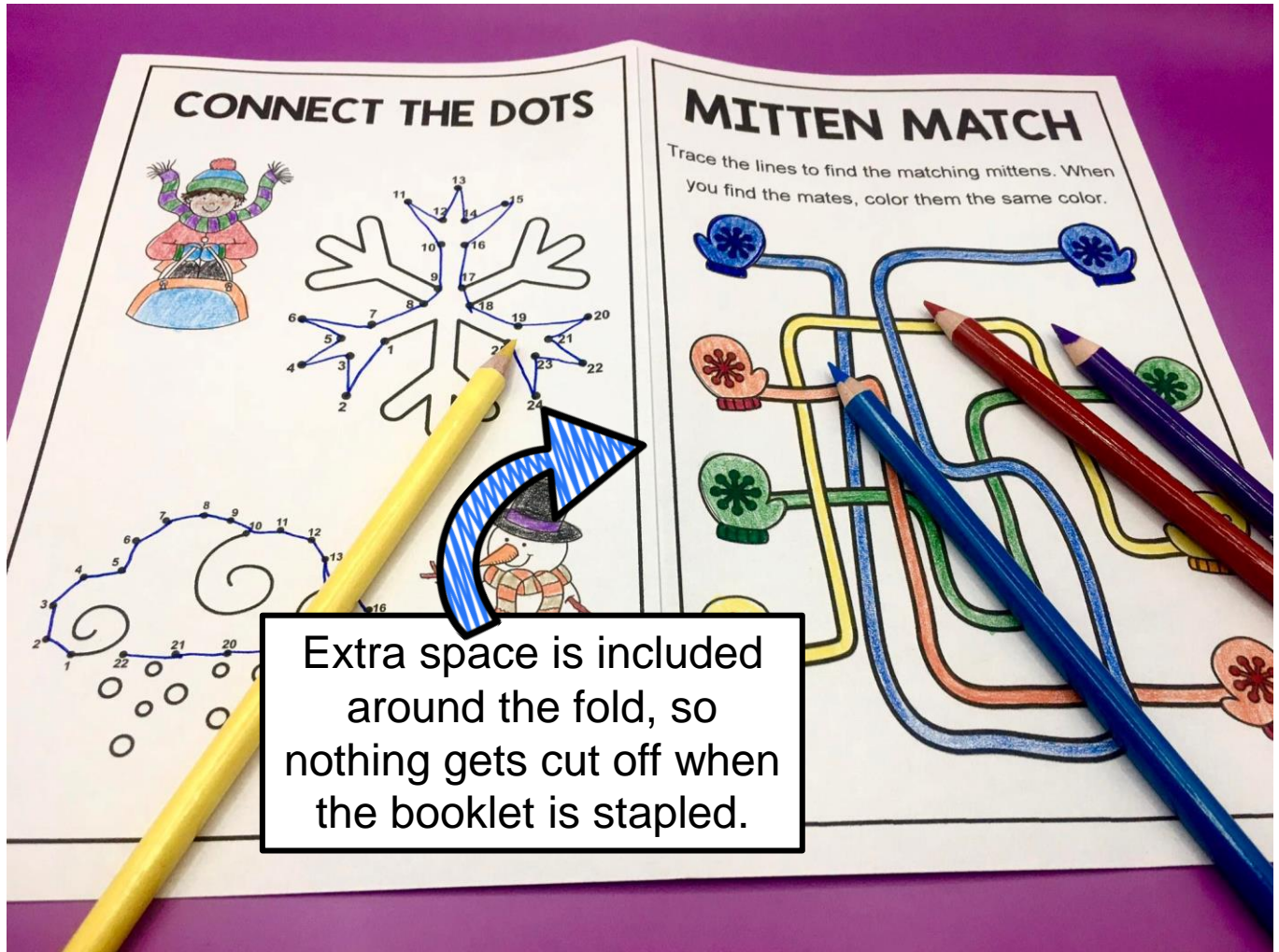
zcyo \_\_\_\_\_ cozy \_\_\_\_\_

leierfapc \_\_\_\_\_ fireplace \_\_\_\_\_

frcas \_\_\_\_\_ scarf \_\_\_\_\_

©2021 MrsReaderPants

# EASY ASSEMBLY



To assemble the booklet: Print all pages. Fold booklet down the middle and staple using a long-arm stapler.

# INCLUDES FIVE COVER OPTIONS





Varied covers give students choice and help them quickly identify their own booklet.

# GREAT FOR SUBS



Students love these activities! Some are easy, and others are more difficult. It's a great way to keep students engaged while you are away.

# VALENTINE'S DAY ACTIVITY PACK



GRADES  
1-4

12 Ready-to-Print Activities



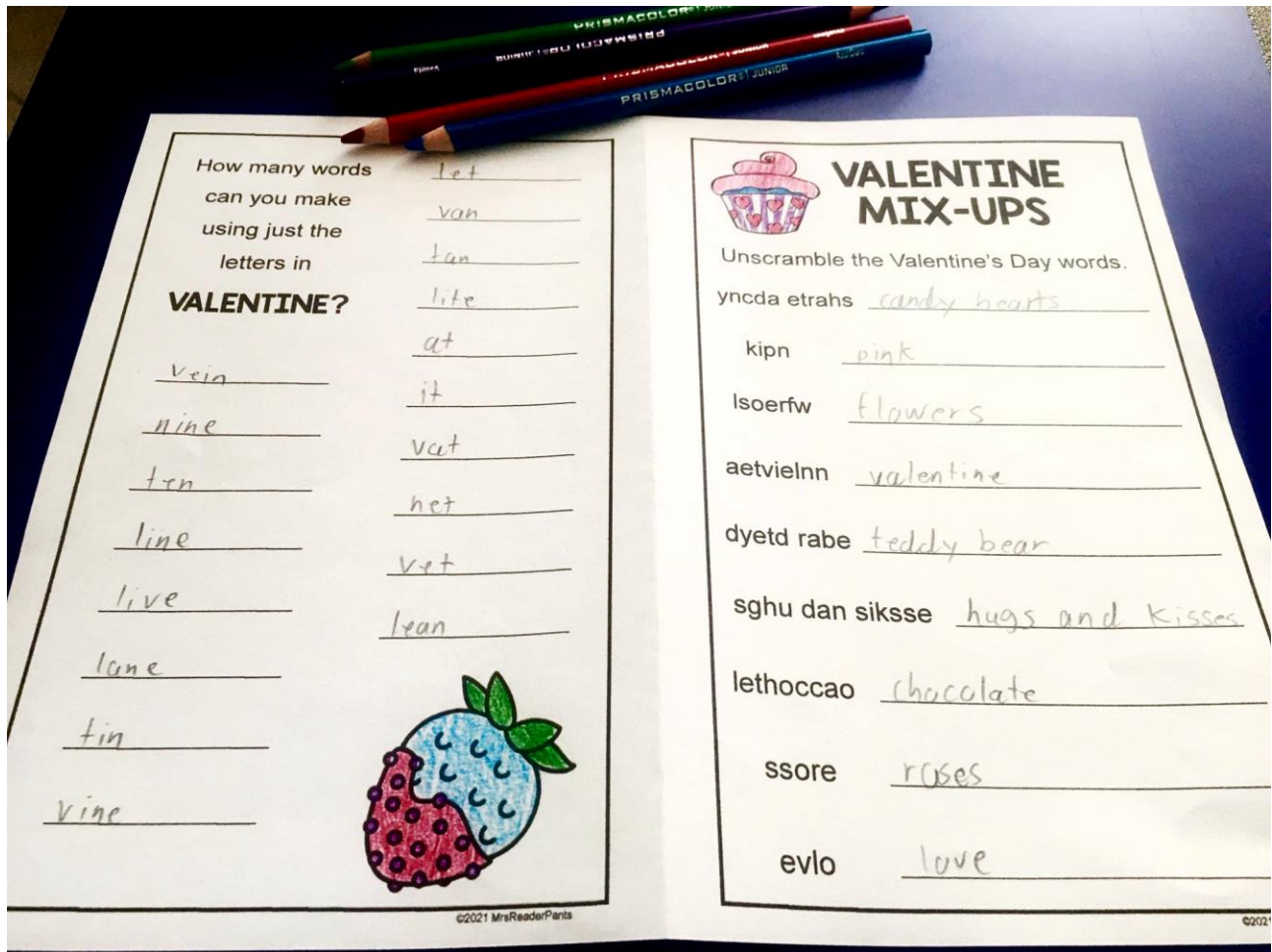
# TWELVE VALENTINE'S DAY ACTIVITIES



Twelve activities include dot-to-dots, word scramble, mazes, simple sudoku puzzles, word searches, a coloring page, color-by-number, and a color-by-letter.


# READY TO PRINT

ZERO prep! Just print and go!




How many words can you make using just the letters in **VALENTINE?**

vein	let
nine	van
ten	lan
line	lite
live	at
lane	it
tin	vat
vine	het
	vet
	lean



©2021 MrsReaderPants

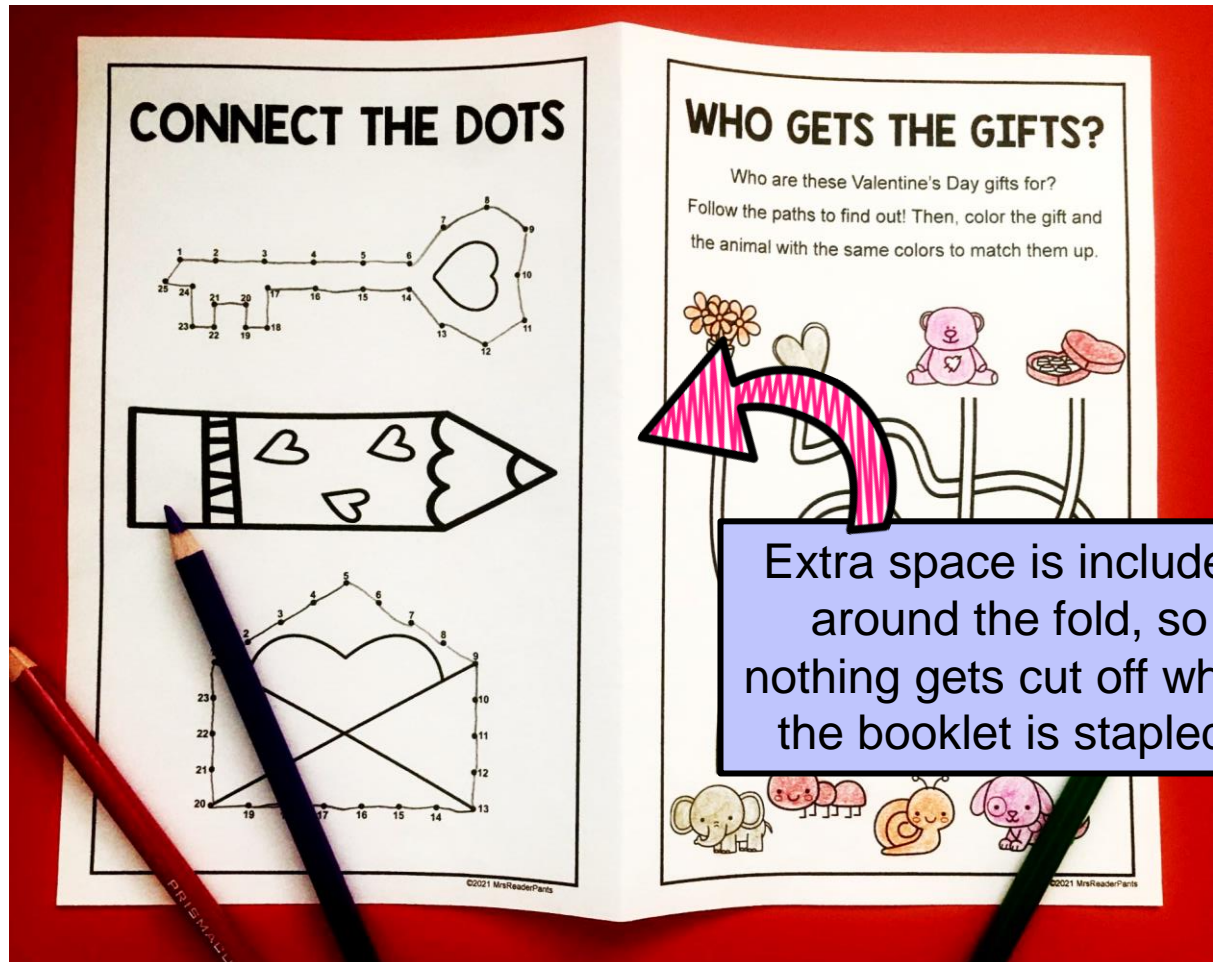
 **VALENTINE MIX-UPS**

Unscramble the Valentine's Day words.

yncda etrahs	candy hearts
kipn	pink
lsoerfw	flowers
aetvieln	valentine
dyetd rabe	teddy bear
sghu dan siksse	hugs and kisses
lethoccao	chocolate
ssore	roses
evlo	love

©2021

# EASY ASSEMBLY



To assemble the booklet: Print all pages. Fold booklet down the middle and staple using a long-arm stapler.

# INCLUDES FIVE COVER OPTIONS



Varied covers give students choice and help them quickly identify their own booklet.

# GREAT FOR SUBS

**WORD SEARCH**

M	E	O	P	K	H	D	W	F	T
L	V	C	Q	I	P	E	T	A	C
N	O	A	I	S	N	R	F	I	H
S	L	N	L	S	A	K	R	Y	O
R	M	D	X	E	D	B	O	J	C
E	O	Y	H	N	N	D	S	A	O
W	G	S	E	R	E	T	T	E	L
O	U	I	E	K	W	X	I	F	A
L	R	U	A	S	R	I	N	N	T
F	W	C	S	G	H	U	G	C	E

Can you find them all?


RED	ROSES	PINK
FROSTING	HEART	LETTER
LOVE	FRIEND	CANDY
CHOCOLATE	VALENTINE	
	KISS	
	HUG	
	ROSES	
	CAKE	
	POEM	

©2021 MrsReaderPants

Students love these activities! Some are easy, and others are more difficult. It's a great way to keep students engaged while you are away.

# SPRING

## ACTIVITY PACK



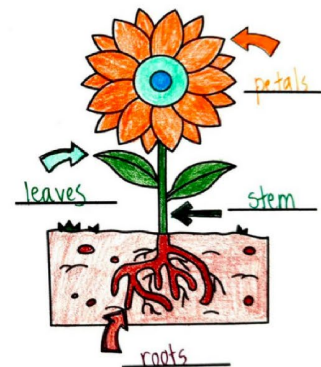
### COLOR BY NUMBER

- 1 = red
  - 2 = yellow
  - 3 = light blue
  - 4 = blue
  - 5 = purple
  - 6 = green
  - 7 = light green
  - 8 = pink
  - 9 = orange
- Ladybug heads, dots, and abdomens are all BLACK



### PARTS OF A FLOWER

Use the word bank to label the parts of this flower. Then color the flower.



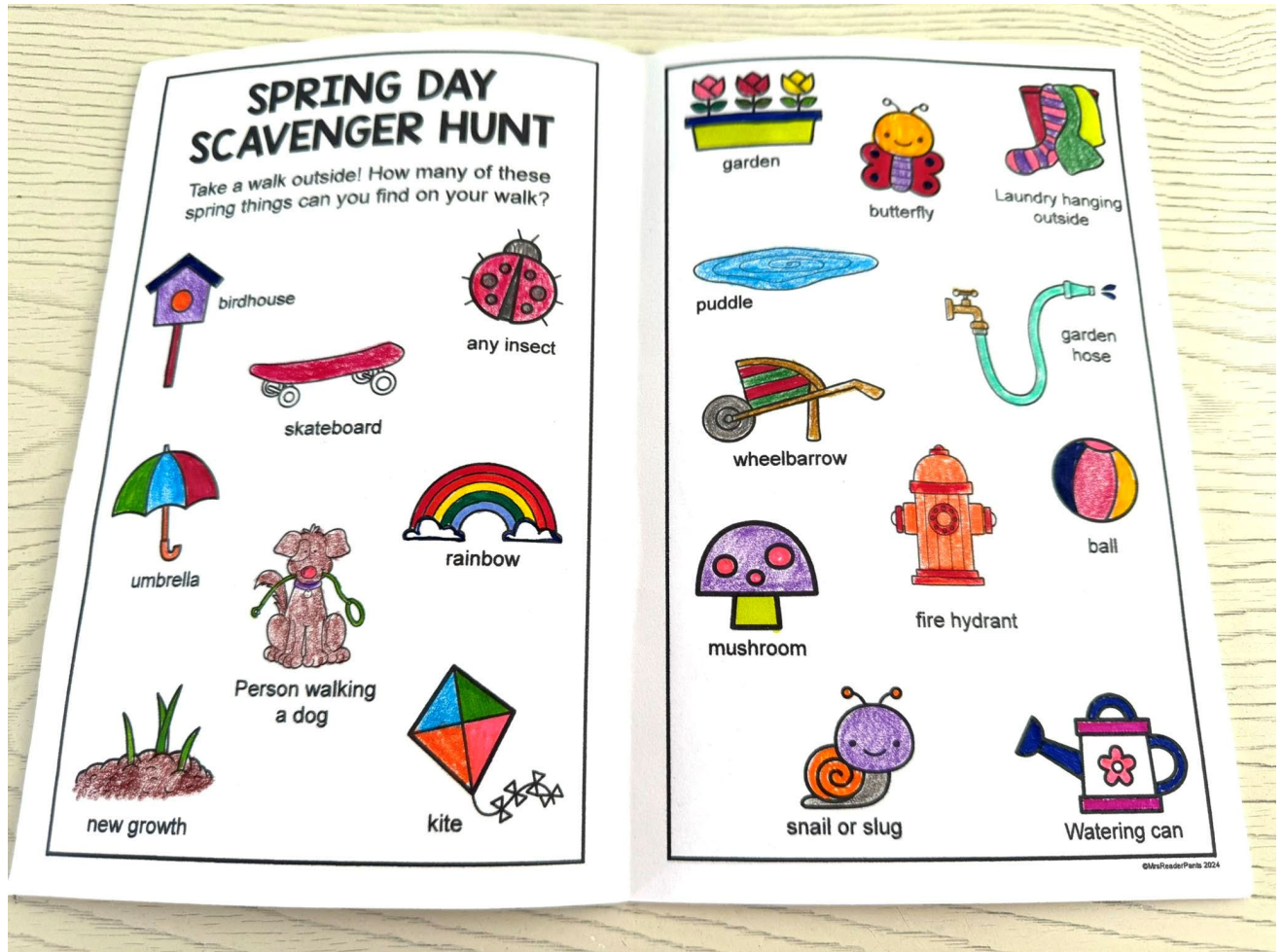
#### WORD BANK:

stem roots leaves petals

GRADES  
2-5

14 Ready-to-Print Activities

# 14 SPRING ACTIVITIES



14 activities include a number, a scavenger hunt, word scramble, 2 word searches, acrostic poem writing and more!

# READY TO PRINT

ZERO prep! Just print and go!

## SPRING ANTONYMS

**Antonyms** are opposites. Write the words on the line. Then draw a line to connect the opposites. Use the word bank if you need help.

The worksheet features several illustrations: a thermometer with a sun, a glass of juice, an empty jar, a sock, a jar with a bee, a sock with snow, a jar with a bee, a thermometer with a blue liquid, a globe with a moon, a globe with a sun, and a glass of juice. Lines connect these illustrations to their corresponding antonyms: hot to cold, full to empty, outside to inside, clean to dirty, day to night, and empty to full.

**WORD BANK**

day	cold
inside	dirty
full	outside
hot	clean
night	empty

## NAME-THAT-GNOME

**Alliteration** is when two words begin with the same letter or sound. The names Cheery Charlie or Funny Frances are alliteration.

Give each gnome below an alliterative name. Then color the gnomes.



Sunny Sam



Butterfly Bo



Strawberry Stu



Darling Daisy

# EASY ASSEMBLY

## SPRING A-Z



Can you think of one spring word for each letter of the alphabet?

A \_\_\_\_\_ N \_\_\_\_\_  
B \_\_\_\_\_ O \_\_\_\_\_  
C \_\_\_\_\_ P \_\_\_\_\_  
D \_\_\_\_\_ Q \_\_\_\_\_  
E \_\_\_\_\_ R \_\_\_\_\_  
F \_\_\_\_\_ S \_\_\_\_\_  
G \_\_\_\_\_ T \_\_\_\_\_  
H \_\_\_\_\_ U \_\_\_\_\_  
I \_\_\_\_\_  
J \_\_\_\_\_  
K \_\_\_\_\_  
L \_\_\_\_\_  
M \_\_\_\_\_ Z \_\_\_\_\_



## WEATHER WORDS

Unscramble the spring weather words.

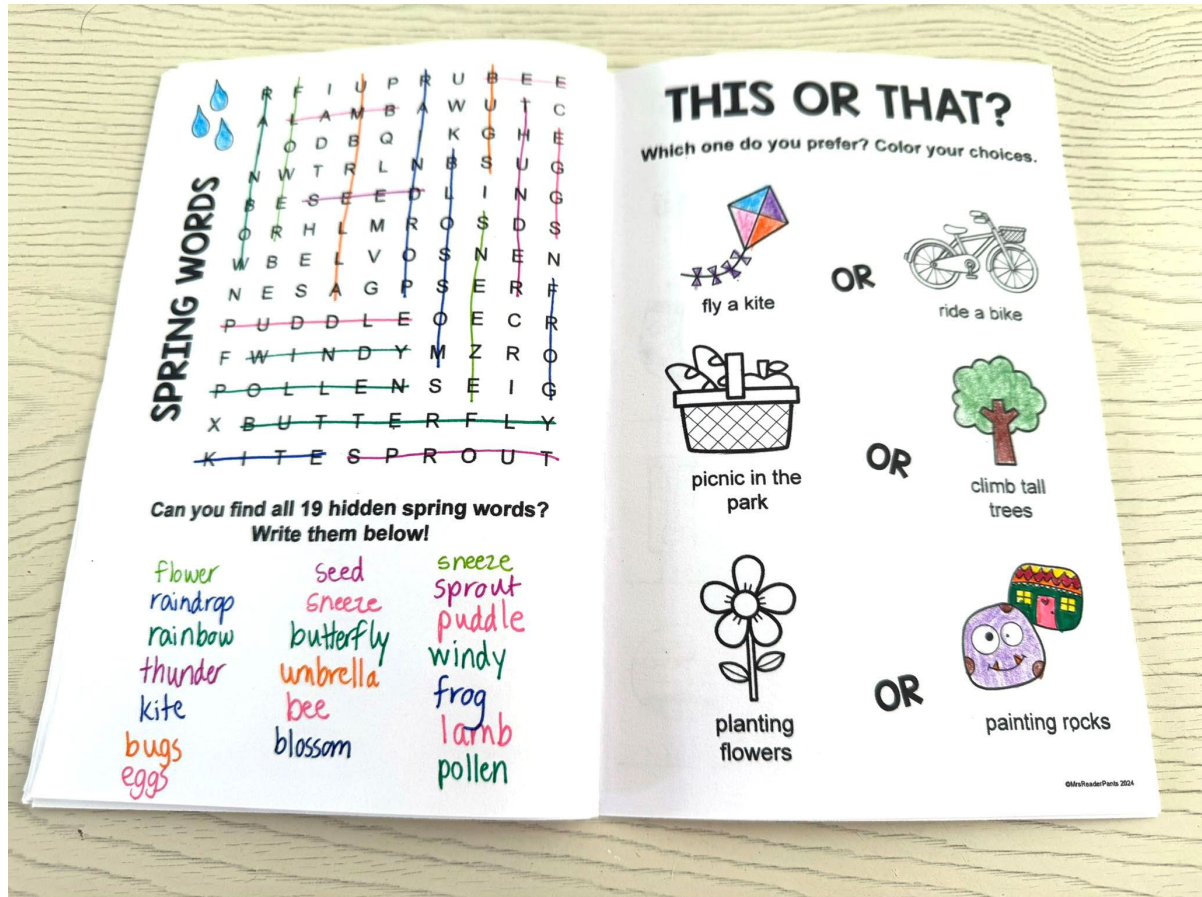
rdetunh \_\_\_\_\_  
anir \_\_\_\_\_  
dwiyn \_\_\_\_\_  
noatdro \_\_\_\_\_  
ewd \_\_\_\_\_  
ramw \_\_\_\_\_  
tihnngig \_\_\_\_\_

Extra space is included around the fold, so nothing gets cut off when the booklet is stapled.

©MrsRaccoonPrints 2021

To assemble the booklet: Print all pages. Fold booklet down the middle and staple using a long-arm stapler.

# GREAT FOR SUBS



Students love these activities! Some are easy, and others are more difficult. It's a great way to keep students engaged while you are away.

# ANSWER KEYS INCLUDED

## SPRING ANTONYMS

**Antonyms** are opposites. Write the words on the line. Then draw a line to connect the opposites. Use the word bank if you need help.

The worksheet features several icons with labels and a word bank. Red arrows indicate the correct pairings for antonyms.

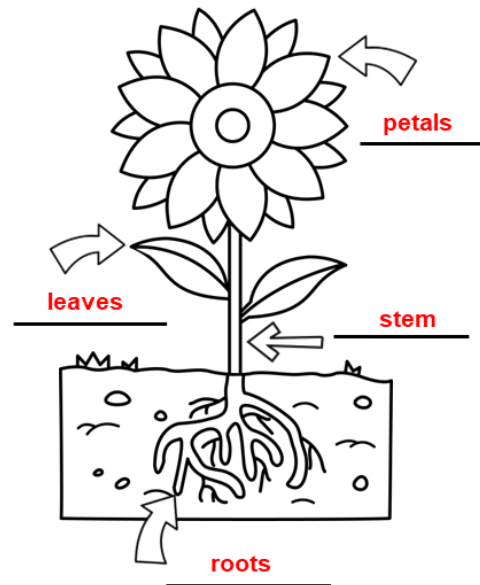
- hot** (thermometer icon) is paired with **cold** (thermometer icon).
- full** (cup with bubbles icon) is paired with **empty** (cup icon).
- outside** (jar with bee icon) is paired with **inside** (jar with bee icon).
- clean** (sock icon) is paired with **dirty** (sock icon).
- night** (moon and stars icon) is paired with **day** (sun and clouds icon).

**WORD BANK**

day	cold
inside	dirty
full	outside
hot	clean
night	empty

## PARTS OF A FLOWER

Use the word bank to label the parts of this flower. Then color the flower.



**WORD BANK:**

stem	roots	leaves	petals
------	-------	--------	--------

# INCLUDES FIVE COVER OPTIONS



Varied covers give students choice and help them quickly identify their own booklet.